

 **BAJAJ** FANS | 2021

**NEW OPEN**



---

**OPEN  
A NEW WORLD  
OF BEAUTIFUL  
LIVING SPACES.**

---



Bajaj Electricals has been a reputed name in the fan industry for decades. For all these decades, product innovation and design has been the hallmark of Bajaj Electricals. In recent times, we have been adapting to your evolving needs and improving the design of our fans to better suit your lifestyle and complement your home decor. From colours to aesthetics and design, we ensure that all our offerings bring an inspiring, striking and elegant product to your home.

Our fans not only add to the decor of your home but also come with an array of features like Anti-bacterial technology - a recommendation from National Health Academy, Anti-viral coating and Bye-Bye Dust, which are a big leap in technology that ensure your home remains healthy. These features add to the high aesthetic appeal of the fans to bring you the best of design and technology.

Nothing epitomizes this perfect blend more than our TPW Fans, along with the range of Personal Fans. For example, our latest offering in tower fans, Tempesta, is more a work of art than just a fan. It is our endeavour to ensure that each and every one of our offerings, not only completes and complements your interior but also delights you with their functionality.



## GIVE YOUR HOME THE PROTECTION OF BAJAJ ANTI-VIRAL & ANTI-BACTERIAL FANS.

When it comes to our loved ones, we do our best to protect them and keep them safe. Bajaj's range of Anti-viral, Anti-bacterial and Bye-Bye Dust fans make this job easy for you.

Anti-viral and Anti-bacterial coatings reduce concentration of specific virus on metal body and destroys 99% specified bacteria from the fan body respectively. The Bye-Bye Dust feature on the other hand, powered by Advanced Polymer Technology retains only 0.5% dust as opposed to regular fans which accumulate 8.4% dust, thus ensuring safe & hygienic environment.

To add to that, our Anti-bacterial coating feature is tested and accredited by National Health Academy, making it the perfect choice for you and your home.



RECOMMENDED BY  
NATIONAL HEALTH ACADEMY





# INDEX

## PREMIUM CF

Page No. 12

## ECONOMY CF

Page No. 62

## SUB-ECONOMY CF

Page No. 76

## SMALL FANS

Page No. 88

## TPW FANS

Page No. 94

## EXHAUST FANS

Page No. 146

# FEATURES AND SPECIFICATIONS GUIDE

know your  
BAJAJ FAN

## CONSTRUCTION



### Anti-viral coating

Anti-viral coating on the metal body against specified virus



### Bye-Bye Dust

Advanced Polymer technology results in >90% reduction in dust retention



### Superior grade aluminium blades

Increases durability & makes the body lighter



### Overload Thermal Protector for safety

Acts as a fuse and protects the motor from damage



### Remote control

Provides ease of operation



### Timer

Set timing for convenience



### Heavy metal body base

Heavy metal body base for stability



### Double ball bearing

Increases load bearing capacity & durability



### Silent BLDC motor

Increases load bearing capacity & durability



### CRNO stamping motor

Increases load bearing capacity & durability



### Anti-bacterial coating

Anti-bacterial coating on the metal part against the most common bacteria



### Strong 14 pole & copper motor

Longer life & consistent performance



### Side bend blades

Increases durability & restricts blade wear & tear



### Ribbed blades

Improves blade stability



### Acrylic blade high performance

Consistent air delivery and zero warp from air pressure- even over time



### Strong metal body

Strong metal body for longer life



### Light weight & portable

Easy to shift based on the need



### High grade CRNO steel stator

Easy to shift based on the need



### Strong SAN blades

Easy to shift based on the need

## PERFORMANCE

**Excellent performance at low voltage**

Provides performance even at 160V (300 RPM & air delivery 200 CMM)

**Low power consumption**

Saves electricity by consuming less power

**Ergonomic control panels**

Speed & swing controls designed for ease of use

**High air delivery**

Improves the feel of air with higher air delivery

**High speed decorative fan**

High speed fan with decorative ornament for enhanced aesthetics & performance

**High speed**

Provides high RPM (Ceiling Fan : > 360 RPM all other category fans : > 2000 RPM)

**Rust-proof body**

Light and rust-proof body for durability

**Low power consumption**

Saves electricity by consuming less power

**400 RPM**

Higher speed for quick blast of air

**Silent operation**

High efficiency minus the air cutting sound

**Energy efficient performance**

Provides better performance & consumes less power

**Tough blower**

3 speed selection for optimum air throw efficiency, thus resulting in better comfort

**Quick-start high torque motor**

Provides instant comfort by achieving high performance quickly

**Slim design**

For clean aesthetics

**Petal shaped blades**

Unique petal shaped blades to enhance aesthetics and complement décor

**Easy to mount**

Mountable on glass panel

**Electroplated finish**

Electroplated coating finish to offer an eye-catching appeal

**5 star energy saving**

Rated 5 star by BEE. Provides higher service value (more than 4)

**Great value for money**

Good performance at an economical price

## PERFORMANCE

**High air thrust**

Experience high blast of air

**Pre-set timer****Warranty on product****3 Speed levels****1 star energy saving****Insect protection**

## DESIGN

**Rotating grille**

Aesthetically appealing

**Wide blades**

For better air delivery

**Aerodynamically balanced blade**

For reduced drag resistance and improved air delivery

**Tough blower**

3 speed selection for optimum air throw efficiency, thus resulting in better comfort

**7 Hours battery backup****Warranty on motor****BEE 5 star rated****3 star energy saving****Strong airflow 14 M/S****Unique metallized deco trims on motor & blades****IMD In-mould decorative element****Angular blades**

## DESIGN

**Full aluminium body****Double sided washable filter****Ergonomically designed controls****Three step height adjustment****Horizontal & vertical oscillation****LED light****Refreshed design****Room temperature display****Air freshener pocket****Easy installation****Premium decorative fan****Touch panel control****Aerodynamically 18 blades for silent operation****Vibrant new colours****Motion sensor for convenience****USB charging****Multi-function clip****Motorised open/close louver operation****Table cum pedestal****Rotary switch****3 speed levels**

## AESTHETICS

**2 tone metallic finish**

Improves aesthetics with motor body bottom in a different metallic colour than the blades

**Louvers**

Louvers to control the air flow directions

**Rust-free powder coated finish**

Improves durability by ensuring protection against rust &amp; providing a super clean surface

**Lustrous coating for longer life**

Lustrous coating enables longer life

**Sturdy design**

Sturdy design for stability

**Metallised ornament & body ring**

Provides the bling to your fan with metallic deco ornament

**Unique stationary bottom cover****Wider bottom for better aesthetics****Unique bottom cover****Diamond shape trims****Touch panel control****Unique picture transfer technology**

For vibrant and realistic characters

**Metallic finish**

Improves aesthetics &amp; provides super clean surface finish

**Unique decor ornament**

Improves aesthetics with a unique design

**Unique colour combinations**

Offering a range of unique colour combinations to suit your décor

**Energy efficient performance**

Provides better performance &amp; consumes less power

**Unique decorative trims****Unique dual tone colour finish****Integrated trim pattern to match room decor****Unique aesthetics**



PREMIUM CEILING FANS





NEW

## FLOWERET

Sweep: 1200mm  
 Speed: 380 RPM  
 Air Delivery: 230 CMM  
 Power: 70W

Chocolate  
BrownDuck  
White


UNIQUE STATIONARY  
BOTTOM COVER



HIGH AIR  
DELIVERY



HIGH SPEED



METALLIC  
FINISH



\*\*\*Terms and conditions apply. Please turn to page no. '07' for detailed T&C of the features.

RECOMMENDED BY  
NATIONAL HEALTH AGENCY



NEW

SINTELLE

Sweep: 1200mm  
 Speed: 340 RPM  
 Air Delivery: 230 CMM  
 Power: 70W

Azure  
 Radiance



French  
 Rose



Sand  
 Dune



HIGH AIR DELIVERY



DECORATIVE TRIMS



SILENT OPERATION



METALLIC FINISH

UNIQUE  
MOTOR DESIGN

\*\*All terms and conditions apply. Please turn to page no. '07' for detailed T&C of the features.

RECOMMENDED BY  
 NATIONAL HEALTH AGENCY

**NEW JEWENT**

Sweep: 1200mm  
 Speed: 380 RPM  
 Air Delivery: 230 CMM  
 Power: 70W

Coral  
Pink



Silk  
White



Jade  
Blue



Mocha  
Brown



UNIQUE  
BOTTOM COVER



HIGH AIR DELIVERY



HIGH SPEED



QUICK START  
HIGH TORQUE  
MOTOR



METALLIC FINISH



\*\*All terms and conditions apply. Please turn to page no. '07' for detailed T&C of the features.

RECOMMENDED BY  
NATIONAL HEALTH ACADEMY





**NEW JUNET**

Sweep: 1200mm  
Speed: 400 RPM  
Air Delivery: 230 CMM  
Power: 68W

Autumn Mist



Blackcurrant



Astronaut Blue



DIAMOND SHAPE TRIMS



HIGH AIR DELIVERY



UNIQUE DUAL TONE COLOR FINISH



HIGH SPEED



METALLIC FINISH



FULL ALUMINIUM BODY



\*\*All terms and conditions apply. Please turn to page no. '07' for detailed T&C of the features.

RECOMMENDED BY NATIONAL HEALTH AGENCY



NEW

# EURO PRIME

Sweep: 1200mm  
 Speed: 330 RPM  
 Air Delivery: 230 CMM  
 Power: 66W

Chocolate Brown



Cobalt Blue



Topaz



HIGH AIR DELIVERY



QUICK-START HIGH TORQUE MOTOR



METALLIC FINISH



SILENT OPERATION



UNIQUE BLADE ASSEMBLY



\*\*\*Terms and conditions apply. Please turn to page no. '07' for detailed T&C of the features.

RECOMMENDED BY NATIONAL HEALTH AGENCY



# ELEGANCE ROYALE

Sweep: 1200mm  
 Speed: 380 RPM  
 Air Delivery: 240 CMM  
 Power: 68W

Cinnamon Brown



Chocolate Brown



HIGH SPEED DECORATIVE PREMIUM FAN



EXCELLENT PERFORMANCE AT LOW VOLTAGE



HIGH AIR DELIVERY



DOUBLE BALL BEARING



QUICK-START HIGH TORQUE MOTOR



\*\*All terms and conditions apply. Please turn to page no. '07' for detailed T&C of the features.

RECOMMENDED BY NATIONAL HEALTH AGENCY



## EURO NXG

Sweep: 1200mm  
 Speed: 320 RPM  
 Air Delivery: 230 CMM  
 Power: 68W

Cobalt  
Blue



Chocolate  
Brown



Drupe  
Green



HIGH AIR  
DELIVERY



SILENT  
OPERATION



METALLIC  
FINISH



STRONG  
14 POLE  
MOTOR



\*\*All terms and conditions apply. Please turn to page no. '07' for detailed T&C of the features.

RECOMMENDED BY  
NATIONAL HEALTH AUTHORITY

## HARRIER

Sweep: 1200mm  
 Speed: 380 RPM  
 Air Delivery: 220 CMM  
 Power: 66W

Electric  
Blue



Honey  
Brown



Silky  
White



Pearl  
Grey



HIGH AIR  
DELIVERY



EXCELLENT  
PERFORMANCE  
AT LOW VOLTAGE



UNIQUE DECOR  
ORNAMENT



AERODYNAMICALLY  
BALANCED BLADE



\*\*All terms and conditions apply. Please turn to page no. '07' for detailed T&C of the features.

RECOMMENDED BY  
NATIONAL HEALTH AUTHORITY



NEW

BEAUTILO

Sweep: 1200mm  
 Speed: 380 RPM  
 Air Delivery: 240 CMM  
 Power: 66W

Brown  
MarbleBlack  
Marble

Diamante

HIGH SPEED  
DECORATIVE FAN

HIGH AIR DELIVERY

LOW POWER  
CONSUMPTIONQUICK-START  
HIGH TORQUE  
MOTORDOUBLE BALL  
BEARING

WIDER BLADES



INSPIRED FROM ELEGANT  
 MARBLE ROCK TO SET  
 YOUR HOME DÉCOR





NEW

ESTEELA

Sweep: 1200mm  
 Speed: 380 RPM  
 Air Delivery: 225 CMM  
 Power: 78W

Tangerine  
Gold



Tahiti  
Brown



Sherpa  
Black



HIGH SPEED  
DECORATIVE  
PREMIUM FAN



IMD IN-MOULD  
DECORATIVE  
ELEMENT



INTEGRATED TRIM  
PATTERN TO MATCH  
ROOM DECOR



METALLIC FINISH



**NEW** JUVEL

Sweep: 1200mm  
Speed: 380 RPM  
Air Delivery: 225 CMM  
Power: 77W

Coffee Brown



Pearl White



Chocolate Brown



HIGH AIR DELIVERY



HIGH SPEED FAN



METALLIC FINISH



UNIQUE DECORATIVE TRIMS



**NEW**

# CRYSTAL

Sweep:	1200mm
Speed:	380 RPM
Air Delivery:	225 CMM
Power:	75W

Coral Pink



Pebble Brown



HIGH SPEED DECORATIVE FAN



INTEGRATED TRIMS ON BLADES & MOTOR



HIGH AIR DELIVERY



METALLIC FINISH



NEW

KYTOON

Sweep: 1200mm  
 Speed: 370 RPM  
 Air Delivery: 225 CMM  
 Power: 65W



Desert Storm



Misty Blue



Mocha Pearl



HIGH AIR DELIVERY



HIGH SPEED FAN



UNIQUE INTEGRATED TRIM DESIGN



DUAL TONE DESIGN



VIBRANT NEW COLOURS

NEW

# PAMPERO

Sweep: 1200mm  
 Speed: 370 RPM  
 Air Delivery: 225 CMM  
 Power: 77W



Pastel Blue



Mustard Gold



HIGH AIR DELIVERY



HIGH SPEED FAN



VIBRANT NEW COLOURS



UNIQUE METALLIZED DECO TRIMS ON MOTOR & BLADES



WIDER TIP BLADES



**NEW**

# EURO PRIME 35

Sweep:	1200mm
Speed:	330 RPM
Air Delivery:	225 CMM
Power:	35W

Grey



-   
BEE 5 STAR RATED
-   
SILENT BLDC MOTOR
-   
5 YEARS WARRANTY ON MOTOR
-   
UNIQUE BLADE ASSEMBLY
-   
REMOTE CONTROL
-   
2 YEARS WARRANTY ON PRODUCT





**NEW**

# ENERGOS 32

Sweep:	1200mm
Speed:	380 RPM
Air Delivery:	220 CMM
Power:	32W



White

-   
5 STAR ENERGY SAVING
-   
2 YEARS WARRANTY ON PRODUCT
-   
HIGH SPEED
-   
SILENT BLDC MOTOR
-   
5 YEARS WARRANTY ON MOTOR
-   
REMOTE CONTROL

**NEW**

# ENERGOS 35

Sweep: 1200mm  
Speed: 340 RPM  
Air Delivery: 225 CMM  
Power: 35W



White



5 STAR ENERGY SAVING



REMOTE CONTROL



SILENT BLDC MOTOR



**NEW** **ASTREZA**

Sweep: 1200mm  
Speed: 350 RPM  
Air Delivery: 225 CMM  
Power: 68W

Copper Brown



Antique Brass



Brushed Steel



Gun Metal



LUSTROUS COATING FOR LONGER LIFE



ELECTROPLATED FINISH



LOW POWER CONSUMPTION



HIGH AIR DELIVERY



# REGAL GOLD NXG

Sweep: **1200mm**  
 Speed: **345 RPM**  
 Air Delivery: **230 CMM**  
 Power: **66W**

Also available in  
 600mm, 900mm  
 & 1400mm sweep.

Duck White



Matte Ivory



Matte Wine Red



  
 PREMIUM  
 DECORATIVE FAN

  
 METALLISED  
 ORNAMENT  
 & BODY RING

  
 HIGH AIR DELIVERY

  
 LOW POWER  
 CONSUMPTION

  
 STRONG 14  
 POLE MOTOR



## REGAL GOLD NXG-4 BLADE

Sweep: 1200mm  
Speed: 330 RPM  
Air Delivery: 225 CMM  
Power: 65W

Matte  
Wine Red



Matte  
Ivory



Duck  
White



METALLISED  
ORNAMENT  
& BODY RING



HIGH AIR  
DELIVERY




STRONG  
14 POLE  
MOTOR



# MANAMI

Sweep: 1250mm  
Speed: 380 RPM  
Air Delivery: 220 CMM  
Power: 73W



UNIQUE COLOUR COMBINATIONS



HIGH AIR DELIVERY



HIGH SPEED



DOUBLE BALL BEARING



METALLIC FINISH



**ESTEEM**

Sweep: 1200mm  
Speed: 380 RPM  
Air Delivery: 225 CMM  
Power: 73W

Bianco  
Rust



Bianco  
Shine



HIGH SPEED  
DECORATIVE  
FAN



HIGH AIR  
DELIVERY



METALLISED  
ORNAMENT  
& BODY RING

©MARVEL

## MARVEL CHARACTERS

Sweep: 1200mm  
 Speed: 340 RPM  
 Air Delivery: 230 CMM  
 Power: 72W



**MARVEL**  
 IN MARVEL  
 Avengers



UNIQUE PICTURE  
TRANSFER  
TECHNOLOGY



STATIONARY  
BOTTOM  
COVER



SILENT  
OPERATION



HIGH AIR  
DELIVERY



WIDE  
BLADES



STRONG  
14 POLE  
MOTOR

DISNEY



## DISNEY CHARACTERS

Sweep: 1200mm  
 Speed: 340 RPM  
 Air Delivery: 230 CMM  
 Power: 72W

Mickey Mouse  
& Friends



Princess



UNIQUE PICTURE  
TRANSFER  
TECHNOLOGY



STATIONARY  
BOTTOM  
COVER



SILENT  
OPERATION



HIGH AIR  
DELIVERY



WIDE  
BLADES



STRONG  
14 POLE  
MOTOR



ECONOMY CEILING FANS





NEW

TRENDY

Sweep: 1200mm  
 Speed: 400 RPM  
 Air Delivery: 220 CMM  
 Power: 73W

Cherry  
BrownCelestial  
BlueSnowy  
White400 RPM  
HIGH SPEEDDECORATIVE  
TRIMSBLADE DESIGN  
INSPIRED  
BY PETALSQUICK-START  
HIGH TORQUE  
MOTORWIDER BOTTOM  
FOR BETTER  
AESTHETICS

## GRACE NEO BBD

Sweep: 1200mm  
 Speed: 380 RPM  
 Air Delivery: 210 CMM  
 Power: 73W



HIGH SPEED



METALLIC FINISH



FULL ALUMINIUM BODY



UNIQUE DECORATIVE TRIMS

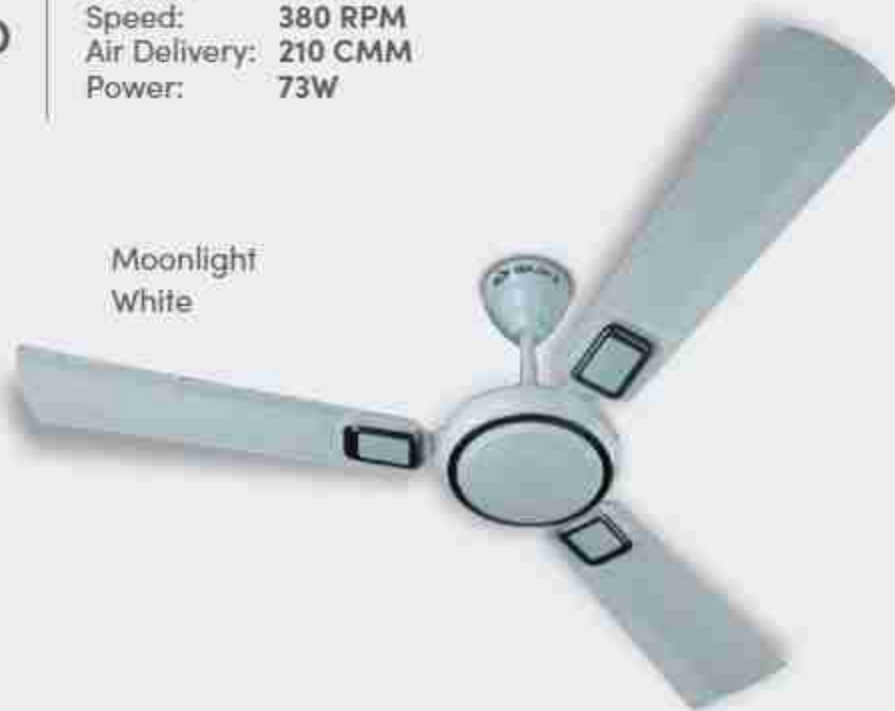


WIDER BLADES



UNIQUE COLOUR COMBINATIONS

Moonlight White



Purple Haze



Timber Golden



Crimson Velvet



\*\*All terms and conditions apply. Please turn to page no. 121 for detailed T&C of the features.

## SPEEDSTER X BBD

Sweep: 1200mm  
 Speed: 380 RPM  
 Air Delivery: 240 CMM  
 Power: 66W

Also available  
 in 600mm  
 & 900mm sweep.



HIGH SPEED



WIDE BLADES



METALLIC FINISH



HIGH AIR DELIVERY



EXCELLENT PERFORMANCE AT LOW VOLTAGE

Silky Caramel



Sizzling Brown



Ceramic White



\*\*All terms and conditions apply. Please turn to page no. 121 for detailed T&C of the features.



NEW

## ULTIMA D'ZINER 2T

Sweep: 1200mm  
 Speed: 380 RPM  
 Air Delivery: 225 CMM  
 Power: 73W



HIGH SPEED



SLIM DESIGN

DOUBLE  
BALL  
BEARINGQUICK-START  
HIGH TORQUE  
MOTOREXCELLENT  
PERFORMANCE  
AT LOW VOLTAGE2 TONE  
METALLIC  
FINISHUNIQUE  
DECOR  
ORNAMENT

Topaz

## SPEEDSTER

Sweep: 1200mm  
 Speed: 380 RPM  
 Air Delivery: 225 CMM  
 Power: 69W

Also available  
 in 600mm, 900mm  
 & 1400mm sweep.



HIGH SPEED

LOW POWER  
CONSUMPTIONDOUBLE  
BALL  
BEARINGQUICK-START  
HIGH TORQUE  
MOTOREXCELLENT  
PERFORMANCE  
AT LOW VOLTAGEFULL  
ALUMINIUM  
BODY

HIGH AIR DELIVERY



White



Brown



Bianco

Matte  
Brown



## SHIMMER BBD

Sweep: 1200mm  
 Speed: 400 RPM  
 Air Delivery: 205 CMM  
 Power: 66W



METALLIC FINISH



HIGH SPEED



LOW POWER CONSUMPTION



RPM



ELEGANT PEARL METALLIC FINISH

Pearl  
Brown



Pearl  
Bianco



Pearl  
Choco



Pearl  
Ivory



NEW

## SABSE TEZZ EE 03

Sweep: 1200mm  
 Speed: 340 RPM  
 Air Delivery: 210 CMM  
 Power: 41W  
 Service Value: 5.12



DOUBLE BALL BEARING



FULL COPPER MOTOR



QUICK-START HIGH TORQUE MOTOR



FULL ALUMINIUM BODY &amp; BLADES



LOW POWER CONSUMPTION

White



Brown



Advanced Polymer Technology results in > 90% reduction in dust retention!

\*\*T&C terms and conditions apply. Please turn to page no. '111' for detailed T&C of the features.



## KASSELS STAR

Sweep: 1200mm  
 Speed: 380 RPM  
 Air Delivery: 220 CMM  
 Power: 53W



1 STAR  
ENERGY SAVING



DOUBLE BALL  
BEARING



LOW POWER  
CONSUMPTION



HIGH SPEED



HIGH GRADE  
CRNO  
STEEL STATOR



SUPERIOR  
GRADE  
ALUMINIUM  
BLADES

White



## NEW ENERGY SMART 50

Sweep: 1200mm  
 Speed: 385 RPM  
 Air Delivery: 210 CMM  
 Power: 50W



1 STAR  
ENERGY SAVING



DOUBLE BALL  
BEARING



RUST-FREE  
POWDER  
COATED FINISH



2 YEARS  
WARRANTY  
ON PRODUCT



ISI  
STANDARDS



LOW POWER  
CONSUMPTION

White



SUB-ECONOMY CEILING FANS





**NEW** GLIDE

Sweep: 1200mm  
Speed: 380 RPM  
Air Delivery: 210 CMM  
Power: 73W

Snowy White



Lemon Blue



Classy Red Wine



  
UNIQUE CHROME  
DECORATIVE TRIMS

  
QUICK-START  
HIGH TORQUE  
MOTOR

  
RUST-FREE  
POWDER  
COATED FINISH

  
HIGH SPEED



## NEW SABSE TEZZ DECO

Sweep: 1200mm  
Speed: 400 RPM  
Air Delivery: 200 CMM  
Power: 74W

Also available in  
600mm, 900mm  
& 1400mm sweep.

- HIGH SPEED
- QUICK-START HIGH TORQUE MOTOR
- FULL ALUMINIUM BODY
- DECORATIVE TRIMS



## NEW EDGE HS DECO

Sweep: 1200mm  
Speed: 400 RPM  
Air Delivery: 200 CMM  
Power: 68W

Also available in  
900mm & 1400mm  
sweep.

- 400 RPM HIGH SPEED
- DECORATIVE TRIMS
- LOW POWER CONSUMPTION
- QUICK-START HIGH TORQUE MOTOR
- FULL COPPER MOTOR



## NEW BAHAR DECO

Sweep: 1200mm  
 Speed: 400 RPM  
 Air Delivery: 210 CMM  
 Power: 73W



DOUBLE BALL BEARING



HIGH SPEED



QUICK-START HIGH TORQUE MOTOR



RIBBED BLADES



METALLISED ORNAMENT & BODY RING



STRONG METAL BODY



Brown



Bianco

## SABSE TEZZ

Sweep: 1200mm  
 Speed: 400 RPM  
 Air Delivery: 200 CMM  
 Power: 74W

Also available in  
 600mm, 900mm  
 & 1400mm sweep.



400 RPM HIGH SPEED



FULL ALUMINIUM BODY & BLADES



RUST-FREE POWDER COATED FINISH



Brown



White



Bianco

## EDGE HS

Sweep: 1200mm  
 Speed: 400 RPM  
 Air Delivery: 205 CMM  
 Power: 68W

Also available in  
 900mm & 1400mm  
 sweep.

Opal  
White

LOW POWER  
 CONSUMPTION



HIGH SPEED



RUST-FREE  
 POWDER  
 COATED FINISH



400 RPM  
 HIGH SPEED

Bianco

Dark  
Brown

## EDGE

Sweep: 1200mm  
 Speed: 340 RPM  
 Air Delivery: 205 CMM  
 Power: 56W



LOW POWER  
 CONSUMPTION



DOUBLE  
 BALL  
 BEARING



RIBBED  
 BLADES



QUICK-START  
 HIGH TORQUE  
 MOTOR

White



Brown



Bianco



## NEW BAHAR

Sweep: 1200mm  
 Speed: 400 RPM  
 Air Delivery: 210 CMM  
 Power: 73W

Also available in  
 900mm & 1400mm  
 sweep.



DOUBLE BALL BEARING



HIGH SPEED



QUICK-START HIGH TORQUE MOTOR



RIBBED BLADES



SIDE BEND BLADES



STRONG METAL BODY



Bianco



White



Brown

## NEW PANTHER NEO

Sweep: 1200mm  
 Speed: 400 RPM  
 Air Delivery: 205 CMM  
 Power: 74W



SUPER HIGH SPEED 400 RPM



RIBBED BLADES



QUICK-START HIGH TORQUE MOTOR



DOUBLE BALL BEARING



SIDE BEND BLADES



Brown



White



Bianco



SMALL FANS



NEW

## REGAL GOLD NXG

Sweep: 600mm  
 Speed: 850 RPM  
 Air Delivery: 100 CMM  
 Power: 70W

Matte  
IvoryHIGH  
SPEEDMETALLISED  
ORNAMENT  
& BODY RINGFULL  
ALUMINIUM  
BODYDuck  
WhiteWine  
Red

## SPEEDSTER

Sweep: 600mm  
 Speed: 870 RPM  
 Air Delivery: 120 CMM  
 Power: 66W

White



HIGH SPEED

DOUBLE BALL  
BEARINGQUICK-START  
HIGH TORQUE  
MOTOREXCELLENT  
PERFORMANCE  
AT LOW VOLTAGEFULL  
ALUMINIUM BODYHIGH  
AIR DELIVERYRUST-FREE  
POWDER COATED  
FINISH

Brown



**NEW SPEEDSTER X BBD**

Sweep: 600mm  
 Speed: 850 RPM  
 Air Delivery: 100 CMM  
 Power: 70W

Sizzling  
BrownSilky  
CaramelCeramic  
White

HIGH SPEED  
 DECORATIVE  
 FAN



METALLIC  
 FINISH



QUICK-START  
 HIGH TORQUE  
 MOTOR



HIGH AIR  
 DELIVERY



\*\*\*Terms and conditions apply. Please turn to page no. '171' for detailed T&C of the features.

**MAXIMA**

Sweep: 600mm  
 Speed: 870 RPM  
 Air Delivery: 110 CMM  
 Power: 66W



DOUBLE  
 BALL  
 BEARING



QUICK-START  
 HIGH TORQUE  
 MOTOR



HIGH SPEED

Brown



Bianco



White



## KASSELS 50 ISI

Sweep: 1200mm  
Speed: 340 RPM  
Air Delivery: 200 CMM  
Power: 50W

Also available  
in 1400mm sweep.

White



Brown



LOW POWER  
CONSUMPTION



SUPERIOR GRADE  
ALUMINIUM BLADES



ISI  
STANDARDS

## ELECTRA 50

Sweep: 1200mm  
Speed: 340 RPM  
Air Delivery: 210 CMM  
Power: 50W

White



1 STAR  
ENERGY SAVING



ISI  
STANDARDS



LOW POWER  
CONSUMPTION



RUST-FREE  
POWDER  
COATED FINISH



SUPERIOR  
GRADE  
ALUMINIUM  
BLADES



DOUBLE BALL  
BEARING





TPW FANS



## TEMPESTA

Speed: 1600 RPM  
Air Delivery: 300 CMH  
Power: 80W



TOUCH  
PANEL  
CONTROL



STRONG  
AIR FLOW  
14 M/S



ADJUSTABLE  
AIR  
LOUVER



DOUBLE  
SIDED  
WASHABLE  
FILTER



ROOM  
TEMPERATURE  
DISPLAY



2 YEARS  
WARRANTY



REMOTE  
CONTROL



PRE-SET  
TIMER

TOWER FAN



# NUVO

Sweep: 400mm  
Speed: 1700 RPM  
Air Delivery: 50 CMM  
Power: 30W



SILENT OPERATION



SILENT BLDC MOTOR



HIGH SPEED



TABLE CUM PEDESTAL



24 SPEED LEVELS



REMOTE CONTROL OPERATION

PEDESTAL CUM TABLE FAN



Digital Panel



## DOMINUS 18

Sweep: 350mm  
 Speed: 1150 RPM  
 Air Delivery: 55 CMM  
 Power: 36W



AERODYNAMICALLY  
 18 BLADES FOR  
 SILENT OPERATION



ERGONOMICALLY  
 DESIGNED  
 CONTROLS



DIGITAL DISPLAY  
 WITH REMOTE  
 CONTROL



THREE STEP  
 HEIGHT  
 ADJUSTMENT



SILENT  
 BLDC MOTOR



TIMER  
 FUNCTION



26 SPEED  
 FUNCTIONS

PEDESTAL FAN



← Height  
 Adjustment  
 Feature





# VELOCE

Champagne Fizz



PEDESTAL  
FAN



TABLE  
FAN



WALL  
FAN

Sweep: 400mm  
Speed: 1300 RPM  
Air Delivery: 75 CMM  
Power: 60W



VIBRANT  
COLOUR  
SCHEME



REFRESHED  
DESIGN



SILENT  
OPERATION



AIR FRESHENER  
POCKET



OVERLOAD  
THERMAL  
PROTECTOR

# VELOCE

Blumine



PEDESTAL  
FAN



TABLE  
FAN



WALL  
FAN

Sweep: 400mm  
Speed: 1300 RPM  
Air Delivery: 75 CMM  
Power: 60W



VIBRANT  
COLOUR  
SCHEME



REFRESHED  
DESIGN



SILENT  
OPERATION



AIR FRESHENER  
POCKET



OVERLOAD  
THERMAL  
PROTECTOR

# AIRSTREAM

PEDESTAL  
FAN



TABLE  
FAN



WALL  
FAN

Sweep: 400mm  
Speed: 1350 RPM  
Air Delivery: 75 CMM  
Power: 60W



HIGH AIR  
DELIVERY



CRNO  
STAMPING  
MOTOR



OVERLOAD  
THERMAL  
PROTECTOR



VIBRANT  
COLOR  
SCHEME



SILENT  
OPERATION



# ELITE NEO

PEDESTAL  
FAN



TABLE  
FAN



WALL  
FAN

Sweep: 400mm  
Speed: 1300 RPM  
Air Delivery: 75 CMM  
Power: 55W



SILENT  
OPERATION



FULL COPPER  
MOTOR



HIGH AIR  
THRUST




# ESTEEM

PEDESTAL  
FAN



TABLE  
FAN



WALL  
FAN

Sweep: 400mm  
Speed: 1350 RPM  
Air Delivery: 65 CMM  
Power: 55W



SILENT  
OPERATION



FULL COPPER  
MOTOR



HIGH AIR  
THRUST

# MIDEA 07



PEDESTAL  
FAN



TABLE  
FAN



WALL  
FAN

Sweep: 400mm  
Speed: 1300 RPM  
Air Delivery: 75 CMM  
Power: 55W



STRONG  
SAN BLADES



OVERLOAD  
THERMAL  
PROTECTOR



SILENT  
OPERATION



FULL COPPER  
MOTOR

### VICTOR VP R-01 PEDESTAL FAN

Sweep: 400mm  
Speed: 1380 RPM  
Air Delivery: 75 CMM  
Power: 55W



ACRYLIC BLADE  
(HIGH  
PERFORMANCE)



TIMER



SILENT  
OPERATION



REMOTE  
CONTROL



Grey

### VICTOR VWR-01 WALL FAN

Sweep: 400mm  
Speed: 1380 RPM  
Air Delivery: 75 CMM  
Power: 55W



ACRYLIC BLADE  
(HIGH  
PERFORMANCE)



TIMER



SILENT  
OPERATION



REMOTE  
CONTROL



Grey



## VICTOR VP R-01 PEDESTAL FAN

Sweep: 400mm  
Speed: 1380 RPM  
Air Delivery: 75 CMM  
Power: 55W



ACRYLIC BLADE  
(HIGH  
PERFORMANCE)



TIMER



SILENT  
OPERATION



REMOTE  
CONTROL



Blue

## VICTOR VWR-01 WALL FAN

Sweep: 400mm  
Speed: 1380 RPM  
Air Delivery: 75 CMM  
Power: 55W



ACRYLIC BLADE  
(HIGH  
PERFORMANCE)



TIMER



SILENT  
OPERATION



REMOTE  
CONTROL



Blue



## VICTOR VP 01-18 PEDESTAL FAN

Sweep: 450mm  
Speed: 1380 RPM  
Air Delivery: 85 CMM  
Power: 65W



SILENT  
OPERATION



HIGH AIR  
DELIVERY



ANGULAR  
BLADES



# RAPIDO

Pearl Blue

PEDESTAL  
FAN



TABLE  
FAN

WALL  
FAN



Sweep: 400mm  
Speed: 2250 RPM  
Air Delivery: 100 CMM  
Power: 125W



HIGH SPEED



OVERLOAD  
THERMAL  
PROTECTOR



FULL COPPER  
MOTOR


# RAPIDO

Wine Red

PEDESTAL  
FAN



TABLE  
FAN



WALL  
FAN

Sweep: 400mm  
Speed: 2250 RPM  
Air Delivery: 100 CMM  
Power: 125W



HIGH SPEED



OVERLOAD  
THERMAL  
PROTECTOR



FULL COPPER  
MOTOR



# NEO SPECTRUM

Blue

PEDESTAL FAN



TABLE FAN



WALL FAN

Sweep: 400mm  
 Speed: 2050 RPM  
 Air Delivery: 90 CMM  
 Power: 110W



HIGH SPEED



FULL COPPER  
MOTOR



OVERLOAD  
THERMAL  
PROTECTOR



# NEO SPECTRUM

Grey

PEDESTAL  
FAN



TABLE  
FAN



WALL  
FAN

Sweep: 400mm  
Speed: 2050 RPM  
Air Delivery: 90 CMM  
Power: 110W



HIGH SPEED



FULL COPPER  
MOTOR



OVERLOAD  
THERMAL  
PROTECTOR

## MIDEA BP 2200 PEDESTAL FAN

Sweep: 400mm  
Speed: 2200 RPM  
Air Delivery: 100 CMM  
Power: 100W



HIGH  
SPEED



FULL COPPER  
MOTOR



SAN BLADES



HIGH AIR  
THRUST



## MIDEA BW 2200 WALL FAN

Sweep: 400mm  
Speed: 2200 RPM  
Air Delivery: 100 CMM  
Power: 100W



HIGH SPEED



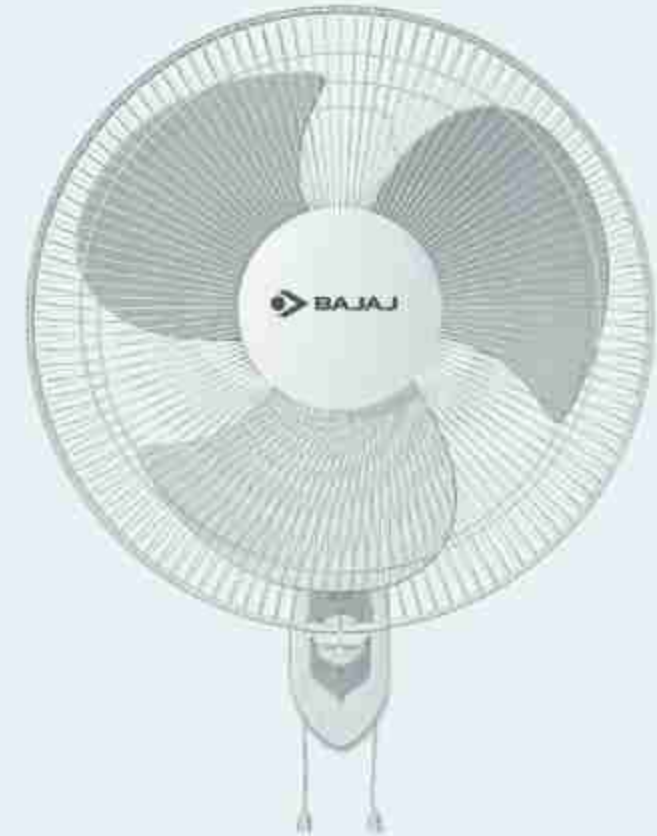
FULL COPPER  
MOTOR



HIGH AIR  
THRUST



SAN BLADES



## TEZ MK II FARRATA PEDESTAL FAN

Sweep: 450mm  
Speed: 2500 RPM  
Air Delivery: 80 CMM  
Power: 140W



HIGH  
SPEED



HIGH AIR  
THRUST



DOUBLE BALL  
BEARING



## TEZ FARRATA PEDESTAL FAN

Sweep: 500mm  
Speed: 1400 RPM  
Air Delivery: 90 CMM  
Power: 159W



QUICK-START  
HIGH TORQUE  
MOTOR



HIGH  
AIR FEEL



HEAVY METAL  
BODY BASE



## SNOWVENT PRIME

Power Supply: 220-230V- 50Hz  
Power Consumption: 150W  
Air Delivery (Peak): 2500M3/Hr



STURDY  
DESIGN



ERGONOMIC  
CONTROL PANELS



TOUGH  
BLOWER



LIGHT-WEIGHT  
& PORTABLE

TOWER FAN



Dark Blue & White



## SNOWVENT

Power Supply: 220-230V- 50Hz  
Power Consumption: 150W  
Air Delivery (Peak): 2500M3/Hr



STURDY  
DESIGN



ERGONOMIC  
CONTROL PANELS



TOUGH  
BLOWER



LIGHT-WEIGHT  
& PORTABLE

TOWER FAN



Turquoise Blue



Cool Grey

**FRESCON**

Sweep: 180mm  
Speed: 2200 RPM  
Power: 36W



HIGH  
SPEED



UNIQUE  
AESTHETIC



ROTARY  
SWITCH



2 YEARS  
WARRANTY



3 SPEED  
LEVELS



HORIZONTAL  
& VERTICAL  
OSCILLATION

PERSONAL FAN



Pedestal

**PYGMY**

Sweep: 178mm  
Speed: 1900 RPM  
Power: 7W



1 YEAR  
WARRANTY



LED  
LIGHT



HIGH  
SPEED



SILENT  
OPERATION



USB  
CHARGING

PERSONAL FAN



**PYGMY  
MINI**

Sweep: 110mm  
Speed: 3300 RPM  
Power: 10W



1 YEAR  
WARRANTY



MULTI  
FUNCTION  
CLIP



HIGH  
SPEED



USB  
CHARGING

PERSONAL FAN



Cerulean Blue



White Smoke



## ULTIMA PT 01

Sweep: 200mm  
 Speed: 2300 RPM  
 Air Delivery: 50 CMM  
 Power: 40W



HIGH SPEED



## ULTIMA PW 01

Sweep: 200mm  
 Speed: 2300 RPM  
 Air Delivery: 50 CMM  
 Power: 40W



HIGH SPEED



OVERLOAD  
 THERMAL  
 PROTECTOR



## ULTIMA CABIN

Sweep: 300mm  
Speed: 2200 RPM  
Air Delivery: 60 CMM  
Power: 75W



HIGH SPEED



ROTATING  
GRILLE



OVERLOAD  
THERMAL  
PROTECTOR

PERSONAL FAN



## EXHAUST FANS



## JEFE SMART

Sweep: **150mm**  
Speed: **1600 RPM**  
Air Delivery: **250 CMH**  
Power: **25W**

Also available  
without motion  
sensor.



MOTORISED  
OPEN/CLOSE  
LOUVER OPERATION



EASY  
INSTALLATION



RUST PROOF  
BODY & BLADES



MOTION  
SENSOR FOR  
CONVENIENCE



INSECT  
PROTECTION



SILENT  
OPERATION



FULL COPPER  
MOTOR

EXHAUST FAN





**MAXIMA DX-G 02**

Sweep: 150mm  
 Speed: 1400 RPM  
 Air Delivery: 210 CMH  
 Power: 24W

Also available  
 in 100mm sweep.



2 YEARS  
 WARRANTY



HIGH SPEED



LOUVERS



White

**MAXIMA DX**

Sweep: 200mm  
 Speed: 1325 RPM  
 Air Delivery: 500 CMH  
 Power: 31W

Also available in  
 150mm, 250mm  
 & 300mm sweep.



2 YEARS  
 WARRANTY



HIGH AIR  
 DELIVERY



White

**MAXIO**

Sweep: 150mm  
 Speed: 2000 RPM  
 Air Delivery: 325 CMH  
 Power: 21W



HIGH SPEED

RUST-PROOF  
BODYEASY  
TO MOUNT**Bianco****MAXIO**

Sweep: 150mm  
 Speed: 2000 RPM  
 Air Delivery: 325 CMH  
 Power: 21W



HIGH SPEED

RUST-PROOF  
BODYEASY  
TO MOUNT**Steel**

**BAHAR**

Sweep: 150mm  
 Speed: 2100 RPM  
 Air Delivery: 600 CMH  
 Power: 52W



HIGH AIR  
 DELIVERY



2 YEARS  
 WARRANTY

**BAHAR**

Sweep: 225mm  
 Speed: 1375 RPM  
 Air Delivery: 600 CMH  
 Power: 42W

Also available  
 in 300mm sweep.



2 YEARS  
 WARRANTY



STRONG METAL  
 BODY



## FRESHEE MK II

Sweep: 225mm  
Speed: 1425 RPM  
Air Delivery: 650 CMH  
Power: 50W

Also available  
in 300mm sweep.



2 YEARS  
WARRANTY



DOUBLE BALL  
BEARING





## SUPREME MK II

Sweep: 450mm  
Speed: 1400 RPM  
Air Delivery: 115 CMM  
Power: 100W



DOUBLE BALL  
BEARING



1 YEAR  
WARRANTY

AIR CIRCULATOR



## SUPREME PLUS

Sweep: 450mm  
Speed: 1440 RPM  
Air Delivery: 125 CMM  
Power: 100W

Also available  
in 600mm & 750mm  
sweep.



DOUBLE BALL  
BEARING



2 YEARS  
WARRANTY

AIR CIRCULATOR



# INDUSTRIAL EXHAUST FAN



## SUPREME PLUS

Sweep: 300mm  
 Speed: 1400 RPM  
 Air Delivery: 1900 CMH  
 Power: 90W



DOUBLE BALL  
 BEARING



1 YEAR  
 WARRANTY

Sweep (mm)	Speed (RPM)
300	1400
300	900
380	1400
380	900
450	1400
450	900

## SUPREME DLX ISI

Sweep: 300mm  
 Speed: 1400 RPM  
 Air Delivery: 1710 CMH  
 Power: 90W



DOUBLE BALL  
 BEARING



1 YEAR  
 WARRANTY



Sweep (mm)	Speed (RPM)
300	1400
300	900
380	1400
380	900
450	1400
450	900
600	900

## MAXX AIR

Sweep: 300mm  
 Speed: 1400 RPM  
 Air Delivery: 1300 CMH  
 Power: 70W

Also available  
 in 225mm sweep.  
 225mm available  
 in high speed only.



DOUBLE BALL  
 BEARING



1 YEAR  
 WARRANTY





## Sweep stakes: How the 'sweep' of your fan makes a difference

The 'sweep' of a fan is determined by taking the distance from the edge of one blade to the centre of the motor and then doubling that number. For example, if the distance between the edge of one blade and the centre of the motor is 24", you would have a 48" (equals to 1200 mm) (24" x 2 = 48") sweep ceiling fan. The length of the sweep determines the amount of air that a given fan is capable of churning.

You should ideally choose a sweep depending upon the size of your room. A larger room requires a fan with a longer sweep to keep it cool, whereas a smaller room can be effectively cooled with a fan of a shorter sweep.

### How to calculate the ideal sweep for your room:

- Find out the prospective fans' sweep in millimeters and multiply it by 2
- Now match the figure against the table below to find the perfect fan for your room

Size of the room	Fan sweep in mm
Upto 10' x 10'	900 or 1050
10' x 10'	1200
10' x 12' or 12' x 12'	1400
More than 12' x 12'	2 or more fans recommended

### Tips to get the most out of your ceiling fan:

- The room should ideally be well-ventilated (there should be an open window or door)
- The gap between the ceiling and the blades should be at least 1 feet
- The fan (blades) should be at a height of 8 feet from the floor

## Ceiling Fans

Performance figures: Supply voltage 220 - 230 Volts, A.C., 50 Hz

Sr. No.	Category	Model Name	Sweep (mm)	Speed (RPM)	Air Delivery (CFM)	Power (Watts)
1	Premium	Floweret	1200	380	230	70
2	Premium	Sinfella	1200	340	230	70
3	Premium	Jewel	1200	360	230	70
4	Premium	Junet	1200	400	230	68
5	Premium	Euro Prime	1200	330	230	66
6	Premium	Elegance Royale	1200	380	240	68
7	Premium	Euro NXC	1200	320	230	66

## Ceiling Fans

Performance figures: Supply voltage 220 - 230 Volts, A.C., 50 Hz

Sr. No.	Category	Model Name	Sweep (mm)	Speed (RPM)	Air Delivery (CFM)	Power (Watts)
8	Premium	Hanser	1200	380	230	66
9	Premium	Boasilla	1200	360	240	66
10	Premium	Estrella	1200	380	225	75
11	Premium	Jewel	1200	360	225	77
12	Premium	Crystal	1200	360	225	75
13	Premium	Kyocan	1200	370	225	65
14	Premium	Pamparo	1200	370	225	77
15	Premium	Euro Prime 35	1200	330	225	35
16	Premium	Energos 33	1200	360	220	32
17	Premium	Energos 25	1200	340	225	35
18	Premium	Adreva	1200	350	225	68
19	Premium	Regal Gold NXC	1200	345	230	66
20	Premium	Regal Gold NXC-4 Blade	1200	330	225	65
21	Premium	Manami	1250	380	230	72
22	Premium	Euros	1200	360	225	73
23	Premium	Marvel Avengers	1200	340	230	72
24	Premium	Disney Mickey & Friends	1200	340	230	72
25	Premium	Disney Princess	1200	340	230	72
26	Economy	Trandy	1200	400	220	73
27	Economy	Grace Neo BBD	1200	360	280	73
28	Economy	Speedster X BBD	1200	380	240	66
29	Economy	Speedster X BBD	900	430	145	60
30	Economy	Ultima D'visor 21	1200	360	225	73
31	Economy	Speedster	1400	300	370	68
32	Economy	Speedster	1200	380	225	69
33	Economy	Speedster	900	430	115	60
34	Economy	Shimmer BBD	1200	400	205	66
35	Economy	Saboo Tezz EE (1)	1200	340	280	41
36	Economy	Kasab Star	1200	380	220	53
37	Economy	Energy Smart 50	1200	365	280	59
38	Economy	Kasab 50 DI	1200	340	200	50
39	Economy	Indra 50	1200	340	260	50
40	Sub-Economy	Glde	1200	360	260	73
41	Sub-Economy	Saboo Tezz Deco	1200	400	290	74
42	Sub-Economy	Edge HS Deco	1200	400	200	66
43	Sub-Economy	New Bahar Deco	1200	400	290	73
44	Sub-Economy	Saboo Tezz	1200	400	200	74
45	Sub-Economy	Edge HS	1200	400	205	68
46	Sub-Economy	Edge	1200	340	205	56
47	Sub-Economy	New Bahar	1400	210	245	76
48	Sub-Economy	New Bahar	1200	400	280	73
49	Sub-Economy	New Bahar	900	430	140	58
50	Sub-Economy	Panther Neo	1200	410	205	74

## Small Fans

Performance figures:

Supply voltage 220 - 230 Volts, A.C., 50 Hz

Sr. No.	Model Name	Sweep (mm)	Speed (RPM)	Air Delivery (CMM)	Power (Watts)
1	Royal Gold NRG	600	650	100	70
2	Speedster	600	670	110	66
3	Speedster X (HD)	600	650	100	70
4	Maxima	600	670	110	66

## Pedestal Fans

Performance figures:

Supply voltage 220 - 230 Volts, A.C., 50 Hz

Sr. No.	Model Name	Sweep (mm)	Speed (RPM)	Air Delivery (CMM/CMH)	Power (Watts)
1	Tempesta	NA	1600	300	80
2	Navi	400	1700	50	30
3	Dominus II	350	1150	55	36
4	Wiloco	400	1300	75	60
5	Airstream	400	1350	75	60
6	Elite Neo	400	1300	75	55
7	Essem	400	1350	65	55
8	Midea BT 07	400	1300	75	55
9	Victor VP 12-01	400	1380	75	55
10	Victor VP 01-08	450	1380	85	65
11	Rapido	400	2250	100	125
12	Neo Spectrum	400	2050	90	110
13	Midea BT 2200	400	2300	100	100
14	Tor MK II Fariola	450	2500	80	140
15	Tor Fariola	500	1400	90	129

## Table Fans

Performance figures:

Supply voltage 220 - 230 Volts, A.C., 50 Hz

Sr. No.	Model Name	Sweep (mm)	Speed (RPM)	Air Delivery (CMM)	Power (Watts)
1	Wiloco	400	1300	75	60
2	Airstream	400	1350	75	60
3	Elite Neo	400	1305	75	57
4	Essem	400	1350	65	55
5	Midea BT 07	400	1300	75	55
6	Rapido	400	2250	100	125
7	Neo Spectrum	400	2050	90	110

## Wall Fans

Performance figures:

Supply voltage 220 - 240 Volts, A.C., 50 Hz

Sr. No.	Model Name	Sweep (mm)	Speed (RPM)	Air Delivery (CMM)	Power (Watts)
1	Wiloco	400	1300	75	60
2	Airstream	400	1350	75	60
3	Elite Neo	400	1300	75	55
4	Essem	400	1350	65	55
5	Midea BT 07	400	1300	75	55
6	Victor VP 12-01	400	1380	75	55
7	Rapido	400	2250	100	125
8	Neo Spectrum	400	2050	90	110
9	Midea BT 2200	400	2300	100	100

\*Test voltage 230 Volts, A.C., 50 Hz

## Personal Fans

Performance figures:

Supply voltage 220 - 240 Volts, A.C., 50 Hz

Sr. No.	Model Name	Sweep (mm)	Speed (RPM)	Air Delivery (CMM)	Power (Watts)
1	Frescon	350	2200	NA	36
2	Pigmy	175	1900	NA	7
3	Pigmy mini	110	3300	NA	10
4	Ultima PT 01	200	2300	50	40
5	Ultima PW 01	200	2300	50	40
6	Ultima Cabin	300	2200	60	75

\*Test voltage 230 Volts, A.C., 50 Hz



## Domestic Exhaust Fans

Performance figures:

Supply voltage 220 - 240 Volts, A.C, 50 Hz

Sr. No.	Model Name	Swamp (mm)	Speed (RPM)	Air Delivery (CMM)	Power (Watts)
1	EFF Smart	150	1600	250	25
2	Maxima DX- G 02	150	1400	210	24
3	Maxima DX- G 02	100	2200	84	15
4	Maxo	150	2000	325	23
5	Maxima DX	200	1325	500	31
6	Bahar	150	2100	600	52
7	Bahar	225	1375	525	42
8	Freshce MK II	225	1425	650	50
9	Freshce MK II	300	1400	1050	75

\*Test voltage 230 Volts, A.C., 50 Hz

## Heavy Duty Industrial Exhaust Fans

Performance figures:

Supply voltage 220 - 240 Volts, A.C, 50 Hz

Sr. No.	Model Name	Swamp (mm)	Speed (RPM)	Air Delivery (CMM)	Power (Watts)
1	Supreme Plus	300	1400	1500	90
2	Supreme Plus	300	900	1275	55
3	Supreme Plus	350	1400	3000	160
4	Supreme Plus	350	900	2300	100
5	Supreme Plus	450	1400	6800	410
6	Supreme Plus	450	900	4300	145
7	Supreme DLX ISI	300	1400	1750	90
8	Supreme DLX ISI	300	900	1145	55
9	Supreme DLX ISI	350	1400	3250	160
10	Supreme DLX ISI	350	900	2300	100
11	Supreme DLX ISI	450	1400	6120	410
12	Supreme DLX ISI	450	900	3900	145
13	Max Air	300	1400	1300	70

\*Test voltage 230 Volts, A.C., 50 Hz

## Air Circulator Pedestal Fans

Performance figures:

Supply voltage 220 - 240 Volts, A.C, 50 Hz

Sr. No.	Model Name	Swamp (mm)	Speed (RPM)	Air Delivery (CMM)	Power (Watts)
1	Supreme MK II	450	1400	115 CMM	100
2	Supreme Plus	750	1440	370	250
3	Supreme Plus	600	1400	250	200
4	Supreme Plus	450	1440	125 CMM	100

\*Test voltage 230 Volts, A.C., 50 Hz

## Air Circulator Wall Fans

Performance figures:

Supply voltage 220 - 240 Volts, A.C, 50 Hz

Sr. No.	Model Name	Swamp (mm)	Speed (RPM)	Air Delivery (CMM)	Power (Watts)
1	Supreme MK II	450	1400	115	100
2	Supreme Plus	750	1440	370	250
3	Supreme Plus	600	1400	250	200
4	Supreme Plus	450	1440	125	100

\*Test voltage 230 Volts, A.C., 50 Hz

\*Due to continuous efforts for improvements, the specifications are subject to change without prior notice.

## Disclaimers



### ANTI-VIRAL COATING

\*Anti-viral coating on the metal part against specified virus. Tested against the virus MS2 Bacteriophage as per ISO 21702 :2019. Concentration reduces by 99% in 24 hours on the metal part.



### ANTI-BACTERIAL COATING

\*Tested against Escherichia coli & Staphylococcus aureus as per BIS Z 2801 : 2010. The bacteria is destroyed by 99% in 24 hours on the metal part.



### ANTI-VIRAL & ANTI-BACTERIAL COATING

\*The images are representations which have been used to generally denote bacteria and viruses, and the same do not represent any particular strain/type/genus/variety/species of bacteria or virus.



### ANTI-BACTERIAL COATING RECOMMENDED BY NATIONAL HEALTH ACADEMY

Fomite Infections (bacteria) can spread through infected indoor surfaces in homes and offices. Polymer technology based anti-bacterial coated home appliances kills infection causing bacteria when they come in contact with surfaces.



### BYE-BYE DUST

\*Fan with Bye-Bye Dust feature retains 0.5% dust against 8.4% dust on other fan.

Images of the products shown in the catalogue are for representation purpose only and the actual colour/size may vary.







701, Rustomjee Aspiree, Bhau Shankar Yagnik Marg, Off Eastern Express Highway,  
Sion (E), Mumbai - 400 022. Tel.: 022-6149 7000

Free Home Service\*\* : 022 4128 0000

consumercare@bajajelectricals.com | shop.bajajelectricals.com



+91 70389 20000

\*\*T&C apply. Please visit: [www.bajajelectricals.com/terms-and-conditions/2020](http://www.bajajelectricals.com/terms-and-conditions/2020)